
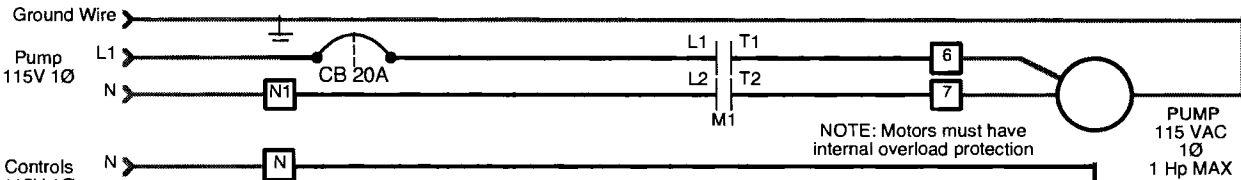


Panel Wiring Diagram Model EAS-S1 PT LAA

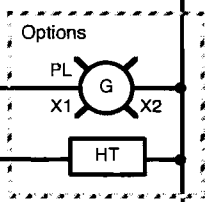


1.1
1.2
1.3
1.4
1.5
1.6
1.7
1.8
1.9
1.10
1.11
1.12
1.13
1.14
1.15
1.16
1.17
1.18
1.19
1.20
1.21
1.22
1.23
1.24
1.25

From Main Power Panel
115 VAC, 1 Phase, 60 Hz.
Main disconnect
provided by others.



For Power Wiring
Options, See Page 2




POWER LIGHT
IDEC HW SERIES

HEATER
STEGO
01602.0-09



HIGH LEVEL
ALARM RELAY
IDEC RJ2S



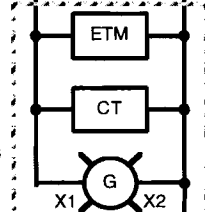
LEVEL ALARM
LIGHT
IDEC HW SERIES



MOTOR
CONTACTOR
ABB A16-30-10-84

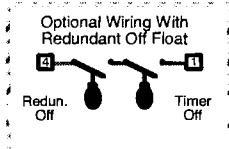


ELAPSED TIME
METER
GRASSLIN



EVENT COUNTER
KESSLER-ELLIS

PUMP RUN LIGHT
IDEC HW SERIES



PROGRAMMABLE TIMER
OMRON
H3CR-F8



LOW AIR ALARM
RELAY
IDEC RJ2S



LOW AIR LIGHT
IDEC HW SERIES



AUDIBLE ALARM
FLOYD BELL
NW 09 201 Q



ALARM SILENCE
RELAY
IDEC RJ2S



PUSH TO SILENCE



REMOTE ALARM
(AHW OR EQUIV.
115 VAC ALARM)

